

**ZAXIS-7 series**

**HITACHI**

**Reliable Solutions**

# **ZAXIS130/135US**



## **HYDRAULIC EXCAVATOR**

**Model code :** ZX130-7B / ZX130LCN-7B  
**Engine rated power :** 78.5 kW (ISO14396)  
74.9 kW (ISO 9249)  
**Operating weight :** 13 700 – 16 100 kg  
**Bucket ISO heaped :** 0.19 - 0.66 m<sup>3</sup>

**Model code :** ZX135US-7B  
**Engine rated power :** 78.5 kW (ISO14396)  
74.9 kW (ISO 9249)  
**Operating weight :** 14 300 – 16 600 kg  
**Bucket ISO heaped :** 0.19 - 0.66 m<sup>3</sup>



# You're in control

You're at the heart of Hitachi's design for its latest range of excavators. To continuously improve on previous generation machines we've focused on enhancing your experience in the cab as an operator.

We've considered the challenges you face as the owner of a successful business. And we've zoomed in on the ways in which we can support you over the life cycle of your machine.

By putting you at the heart of the Zaxis-7 range, we invite you to take control – over your workspace and your fleet. And by working in partnership, we will help you to create your vision.

Scan the QR code to view the product film of the ZX130-7B / ZX135US-7B and discover their capabilities







# Inside



In control of your business

---

**8.** Improve your profit



In control of your comfort

---

**10.** Feel the difference



In control of your environment

---

**12.** Increase your safety



In control of your assets

---

**14.** Boost your uptime



In control of your fleet

---

**16.** Manage your machine



In control of your uptime

---

**18.** Protect your investment



In control of your performance

---

**20.** Get more from your machine

# Complete control

The new Zaxis-7 range of medium excavators puts you firmly in control, so you can feel assured of your machine's performance, and supported by the technological expertise and services that Hitachi provides.



The expanded cab interior provides a more comfortable working environment.



Sensors monitor oil continuously and contribute to preventative maintenance, helping to reduce downtime.



ConSite Pocket app allows you to manage and monitor your fleet remotely.



Options such as Hitachi ground engaging tools enable you to enhance the performance of your excavator.



Improved access to components ensures maintenance is quick and easy.





Integrated console and seat suspension gives a greater sense of control, and helps to reduce fatigue.



Visibility of the job site is excellent thanks to the Aerial Angle camera system and new LCD monitor.




The cup holder and glove box\* are connected to the excavator's air conditioning system, keeping drinks and stored items at the ideal temperature.



The short-tail swing of the ZX135US-7B makes it ideal for confined spaces.



The industry-leading HIOS hydraulic system reduces fuel consumption while maintaining high levels of productivity.



The ECO gauge on the monitor indicates how to lower fuel consumption and reduce costs.

\*glove box only in the ZX130-7B model





1

2

3

4

5

16

15

13

14

6

7

8

9

11

10

12

# Control zone

Enhanced comfort and safety features are at your fingertips in the refined cab of Zaxis-7 excavators, giving you the power to perform productively, with ease and reduced fatigue.

- ① **Increased sweeping area of parallel link wiper** enhances visibility in difficult working conditions.
- ② **Air conditioning and audio** are easily controlled via the monitor.
- ③ **Low-reflective colour 8" LCD monitor** is easy to view and navigate.
- ④ **USB socket and smartphone holder** helps you stay connected.
- ⑤ **Drinks holder** with cooling and heating function to keep your drink at optimum temperature. Easy to detach for cleaning.
- ⑥ **Additional joystick controls** for effortless operation.
- ⑦ **Ergonomic design** gives you convenient access to controls.
- ⑧ **Bluetooth®** for hands-free calls and **DAB+** radio for music while you work.
- ⑨ **Multifunctional control panel** makes operation easier.
- ⑩ **Improved sound isolation** makes this one of the quietest cabs in the market.
- ⑪ **User-friendly storage space** keeps your workspace tidy and clutter-free.
- ⑫ **Coat hooks** take care of your personal belongings.
- ⑬ **One-touch adjustment lever for console** so you can work comfortably in the optimum position.
- ⑭ **Integrated console and seat suspension** gives a greater sense of control and helps to reduce fatigue.
- ⑮ **Increased legroom** creates a more spacious cab.
- ⑯ **Optimal pedal layout** helps to reduce fatigue.



Operation is easy with ergonomically designed controls and switches.



Bluetooth® connection for hands-free calls while you work.



In control of your business



# Improve your profit

The success of your business depends on the reliability and efficiency of your construction machinery. With Hitachi's latest Zaxis-7 medium excavators, you can count on the highest quality, the ultimate in operating comfort and reduced running costs – all of which will have a positive impact on your bottom line.

You can look forward to increasing your profits thanks to the impressive performance of these Stage-V compliant machines. The ZX130-7B and ZX135US-7B are equipped with a new Stage V-compliant Isuzu engine, which has a higher engine output than the previous model.

Hitachi's industry-leading hydraulic system, HIOS, contributes to reducing fuel consumption. Your operators can also control fuel efficiency – and reduce costs – by using the all-new ECO gauge. This is clearly visible on the multifunctional colour LCD eight-inch monitor.

In addition, you can boost your profits by working on a wider range of projects thanks to the excellent versatility of Zaxis-7 excavators. Different attachments are quickly changed using the enhanced attachment support system on the monitor.

With a simple adjustment to suit your operator's preference and job site requirements, you can fine-tune your machine for optimum productivity – while still reducing fuel consumption. Special application versions of these models can be used for specific tasks, such as slope finishing and dredging (super long front) and underground excavation (telescopic arm and short reach front).

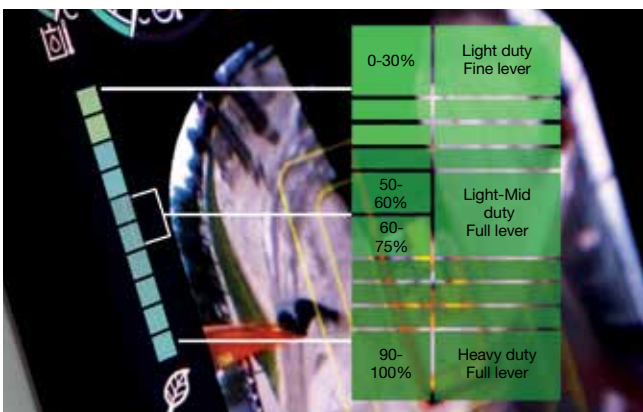


The new Stage V-compliant Isuzu engine provides a reliable performance.





The HIOS hydraulic system reduces fuel consumption.



The ECO gauge helps to deliver better fuel consumption.



The attachment support system enables increased versatility.





You're in control with a spacious, tidy and enjoyable working environment.



The ZX135US-7B has a large cab and wide door opening for easier access.



The LCD monitor is easy to view with hi-res anti-glare screen.





In control of your comfort



# Feel the difference

Hitachi's redesigned, state-of-the-art Zaxis-7 excavator cab gives you the perfect working environment. The ultra-spacious ZX130-7B and ZX135US-7B offer you an industry-leading, first-class cab with the ultimate in comfort and quality, as well as some of the lowest noise levels in the market and 16% less vibration than the previous generation. The cab of the ZX135US-7B has a 15cm wider door opening and an enlarged interior, with increased legroom for greater comfort.

Feel the difference with the synchronised motion of the seat and console, designed to ensure you feel less tired at the end of the working day. Stretch out in the most spacious Hitachi cab yet, with improved pedal layout and ample head clearance. And sit comfortably thanks to the easily adjustable console height with three positions to choose from.

Easy operation comes from the new ergonomic design of the console and switches, and convenient access to controls. You can navigate quickly through the menu on the 8" LCD monitor with the multifunctional controller. The hi-res anti-glare screen is also easier to view, and the refreshed layout offers a clear display and desirable functionality – such as air conditioning, DAB+ radio and Bluetooth®.

With more storage for your personal belongings, such as your coat and smartphone, you'll feel instantly relaxed. The cup holder and glove box are connected to the air conditioning system to keep drinks cool and snacks fresh throughout your shift. Added practical functions to the joysticks, such as wiper, engine idle and audio mute controls, will make your working day effortless and enjoyable.



Ergonomic multifunctional control panel provides easy access.



Drinks and snacks are stored at the optimum temperature.



In control of your environment



# Increase your safety

Your ability to work safely is vital, not only for your own wellbeing, but also for the successful completion of any project. To protect yourself and your machine from potential hazards, the new Hitachi Zaxis-7 excavators give you a superior view of your surroundings, so you can see the job site from all angles.

The visibility you enjoy from the cab includes an exceptional 270-degree bird's-eye view with the Aerial Angle camera system. You can choose from six image options to view the machine's immediate environment, which enables you to control your own safety – as well as that of those around you.

To help you to work more confidently and efficiently, even in the most challenging of conditions, Zaxis-7 excavators are fitted with some impressive new features. From the LED work lights and the windscreen wiper with an increased sweeping area, to the large reflective strips on the counterweight and optional roller sunshades, you'll have the visibility you need when it matters most.

Attention to detail is also fundamental to a safe working environment – and the repositioning of the pilot shutoff lever is a perfect example. It is now within easy reach to prevent any unintentional actions.



The pilot shutoff lever offers enhanced safety in the cab.



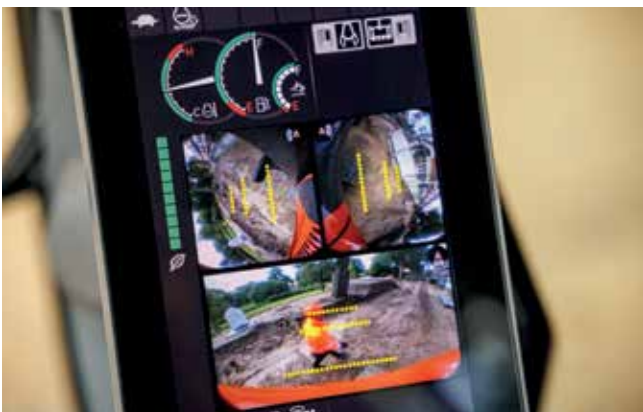
Wider wiper design provides greater visibility.





▲erial▲ngle®

Control your safety with the 270-degree view Aerial Angle camera system.



Choose between different image layouts to suit your working environment.



LED work lights improve visibility in challenging conditions.





Access to filters has improved on the ZX135US-7B.



Improvements to the undercarriage have enhanced durability.



Enlarged radiator door (ZX130-7B) provides easy access for cleaning and maintenance.



Designed for durability and easy maintenance, Zaxis-7 excavators increase uptime and reduce the total cost of ownership.





In control of your assets



# Boost your uptime

Completing a project on time and on budget depends on the ability of your construction equipment to perform all day, every day. That's why Hitachi owners have profited from generations of ultra-reliable and durable machinery – and the Zaxis-7 range is no exception.

The latest Hitachi medium excavators have been built to last, so that you can remain in complete control of your assets. They have been tested rigorously and continuously at dedicated facilities in Japan with the goal of significantly boosting your uptime.

As a result, a wide range of new components have been fitted to the latest Stage-V compliant machines to further enhance their reliability. Improvements to the undercarriage, including a strengthened X beam, reinforced idler brackets and enhanced idlers, have increased durability.

Downtime is minimised by the priority given to easy maintenance and cleaning – saving you time and money. The new Isuzu engine is easy to service and maintain.





# Manage your machine

Hitachi offers a wide range of after-sales services to help you feel in total control of your fleet and workload. These initiatives give you access to vital data and tools to manage your machine.

Remote monitoring systems Owner's Site and ConSite send operational data daily via GPRS or satellite from your excavator to [www.globaleservice.com](http://www.globaleservice.com). This includes: ratios of operating hours to enhance efficiency; fuel consumption to manage running costs; and machine location for planning purposes. ConSite summarises the information in a monthly email.

The ConSite Pocket App sends you real-time alerts for issues arising with your machine. You'll receive recommendations on what to do and step-by-step help guides. The app also enables you to see the location of your fleet.

A unique innovation continuously monitors the quality of engine and hydraulic oil, 24/7. Data is transmitted daily via two oil sensors to Global e-Service. These detect if the oil quality has deteriorated, due to contamination or low viscosity. If this happens, you and your authorised Hitachi dealer will receive an alert.

This innovative feature provides accurate estimations of when oil changes are required. It reduces maintenance and unscheduled downtime, and gives you peace of mind thanks to scheduled servicing and ultimately a higher resale value.



The unique oil sensor reduces maintenance and downtime.



A wide range of data on Global e-Service enhances efficiency.



The alerts on the ConSite Pocket App provide real-time information.





Hitachi offers a wide range of after-sales services for planning maintenance and managing running costs.





Minimise downtime with Hitachi Genuine Parts.



HELP extended warranties and service contracts provide optimal performance.



Hitachi Premium Rental enables you to pay as you earn.



Hitachi provides the highest level of technical support.





In control of your uptime



# Protect your investment

If your machine will be working in severe conditions, or you want to minimise repair costs, you can take advantage of a unique extended warranty programme called HELP (Hitachi Extended Life Program) and comprehensive service contracts. These can help to optimise performance, reduce downtime and ensure a higher resale value.

We apply the same technological expertise to our wide range of high-quality parts as we do our machines. As a result, you can minimise unscheduled downtime and ensure maximum availability.

The parts range includes Hitachi Genuine Parts, Performance Parts, filters, undercarriages, and remanufactured components. We also offer ground engaging tools and buckets, which have been manufactured to the same exacting standards.

As your business grows, you may need to extend your fleet to meet the demands of new contracts. Why not try before you buy with the Hitachi Premium Rental programme? This gives you immediate access to Zaxis-7 medium excavators for a period of one month to a year.

Along with the reliability, quality and service you would expect from the Hitachi brand, Hitachi Premium Rental offers flexible contracts and fixed costs that make it easier for you to budget.



In control of your performance



# GET more from your machine

Designed to work in perfect harmony with your machine, Hitachi's buckets, ground engaging tools (GET) and range of attachments will increase your profit by maximising productivity and uptime. Manufactured to the same high standards as all Hitachi construction equipment, they offer unrivalled reliability and exceptional performance.

## Buckets

You can increase the versatility of your excavator by choosing the right bucket for the job. For loading light materials or heavy-duty work, Hitachi buckets can be customised to meet your needs. You have a wide range of options to choose from – including GD, HD and XHD buckets with different capacities and widths – and quick coupler connections such as CW, pin grabber and S-coupling are also available.

## Ground engaging tools

You can enhance the digging power and productivity of your excavator with Hitachi GET. Quick and safe to install and replace, they fit precisely to your attachments and can be tailored to suit the task. Using Hitachi GET can reduce your maintenance costs and downtime, lower fuel consumption and enhance the overall performance of your machine.



Hitachi buckets, GET and attachments are manufactured to the same high standards as all Hitachi construction equipment.





Hitachi offers a wide variety of attachments to suit your application.



Hitachi GET are designed for maximum penetration and durability in tough working environments.



Hitachi has a range of buckets that can be customised to meet your needs.





EH dump trucks and EX ultra-large excavators



Special application excavators





Create your vision

---

# In control of your world

When you take delivery of a Hitachi machine, you become part of the latest generation of a global family. With a 50-year heritage in designing hydraulic excavators, and a reputation as the industry's leading mining machine manufacturer, the Hitachi network will give you access to a range of exceptional construction equipment.

Like the new Zaxis-7 excavators, Hitachi wheel loaders, rigid dump trucks, and special application machines incorporate advanced technology and pioneering expertise. This is inspired by parent company Hitachi Ltd, which was founded on the philosophy to make a positive contribution to society through technology.

In addition to the latest products made at state-of-the-art facilities and built to the highest quality standards, you'll have the support of our experienced engineers and dedicated dealer personnel. You'll also benefit from market-leading services and initiatives, such as Premium Rental and Premium Used, which have been created to enhance your experience as a Hitachi customer.

Whatever vision you wish to create, Hitachi has the product, people, solutions and services you need to make it become a reality – and empower you to take control of your world.



ZW wheel loaders



Mini excavators



# SPECIFICATIONS

ENGINE	
Model	ISUZU 4JJ1
Type	4-cycle water-cooled, common rail direct injection
Aspiration	Variable geometry turbocharged, intercooled, cooled EGR
Aftertreatment	DOC+CSF+SCR system
No. of cylinders	4
Rated power	
ISO 14396 : 2002 gross	78.5 kW at 2 000 min <sup>-1</sup>
ISO 9249 : 2007 net	74.9 kW at 2 000 min <sup>-1</sup>
Maximum torque	375 Nm at 1 800 min <sup>-1</sup>
Piston displacement	2.999 L
Bore and stroke	95.4 mm x 104.9 mm
Batteries	2 x 12 V

HYDRAULIC SYSTEM	
Hydraulic Pumps	
Main pumps	2 variable displacement axial piston pumps
Maximum oil flow	2 x 117 L/min
Pilot pump	1 gear pump
Maximum oil flow	33.6 L/min
Hydraulic Motors	
Travel	2 variable displacement axial piston motors
Swing	1 axial piston motor
Relief Valve Settings	
Implement circuit	34.3 MPa
Swing circuit	32.3 MPa
Travel circuit	34.3 MPa
Pilot circuit	3.9 MPa
Power boost	36.3 MPa

UPPERSTRUCTURE	
Revolving Frame	
D-section frame for resistance to deformation	
Swing Device	
Axial piston motor with planetary reduction gear is bathed in oil. Swing circle is single-row. Swing parking brake is spring-set/hydraulic-released disc type.	
Swing speed	13.3 min <sup>-1</sup>
Swing torque	34 kNm

UNDERCARRIAGE		
Tracks		
Heat-treated connecting pins with dirt seals. Hydraulic (grease) track adjusters with shock-absorbing recoil springs.		
Numbers of Rollers on Each Side		
	ZX130-7B / ZX135US-7B	ZX130LCN-7B
Upper rollers	1	2
Lower rollers	7	7
Track shoes	44	46
Track guards	1	1
Travel Device		
Each track driven by 2-speed axial piston motor. Parking brake is spring-set/hydraulic-released disc type. Automatic transmission system: High-Low.		
Travel speeds	High : 0 to 5.5 km/h	
	Low : 0 to 3.3 km/h	
Maximum traction force	117 kN	
Gradeability	70 % (35 degree) continuous	

SERVICE REFILL CAPACITIES		
	ZX130-7B / ZX130LCN-7B	ZX135US-7B
Fuel tank	285.0 L	220 .0 L
Engine coolant	21.0 L	21.0 L
Engine oil	17.0 L	17.0 L
Swing device	3.2 L	3.2 L
Travel device (each side)	4.2 L	4.2 L
Hydraulic system	185.0 L	155.0 L
Hydraulic oil tank	69.0 L	60.0 L
DEF/AdBlue® tank	35.0 L	13.0 L

ENVIRONMENT		
Engine Emissions		EU Stage V
Sounds Level		
Sound level in cab according to ISO 6396 :2008	ZX130-7B / ZX130LCN-7B	LpA 69 dB(A)
	ZX135US-7B	LpA 70 dB(A)
External sound level according to ISO6395 : 2008 and EU Directive 2000/14/EC	ZX130-7B / ZX130LCN-7B	LwA 100 dB(A)
	ZX135US-7B	LwA 100 dB(A)
Air Conditioning System		
ZX130-7B / ZX130LCN-7B		
The air conditioning system contains fluorinated greenhouse gases Refrigerant type: HFO-1234yf, GWP: 1, Amount: 0.65 kg, CO <sub>2</sub> e: 0.001 ton.		
ZX135US-7B		
The air conditioning system contains fluorinated greenhouse gases. Refrigerant type: HFO-1234yf, GWP: 1, Amount: 0.55 kg, CO <sub>2</sub> e: 0.001 ton.		



## WEIGHTS AND GROUND PRESSURE

### Operating Weight and Ground Pressure

			ZX130-7B				ZX130-7B with blade (optional)				ZX130LCN-7B			
Boom type			Monoblock		2-Piece		Monoblock		2-Piece		Monoblock		2-Piece	
Shoe type	Shoe width (mm)	Arm length (m)	kg	kPa	kg	kPa	kg	kPa	kg	kPa	kg	kPa	kg	kPa
Triple grouser	500	2.10	13 800	43	14 300	45	15 000	47	15 400	49	14 000	42	14 400	43
		2.52	13 900	44	14 300	45	15 000	47	15 500	49	14 000	42	14 500	43
		3.01	14 000	44	14 400	45	15 100	47	15 600	49	14 100	42	14 600	43
	600	2.10	14 000	37	14 500	38	15 200	40	15 700	41	14 200	35	14 600	36
		2.52	14 100	37	14 600	38	15 200	40	15 700	41	14 200	35	14 700	36
		3.01	14 200	37	14 600	38	15 300	40	15 800	41	14 300	35	14 800	37
	700	2.10	14 300	32	14 800	33	15 500	35	15 900	36	14 400	31	14 900	32
		2.52	14 300	32	14 800	33	15 500	35	16 000	36	14 500	31	14 900	32
		3.01	14 400	32	14 900	33	15 600	35	16 100	36	14 500	31	15 000	32
Pad	500	2.10	13 700	43	14 200	45	14 900	47	15 300	48	–	–	–	–
		2.52	13 800	43	14 200	45	14 900	47	15 400	48	–	–	–	–
		3.01	13 800	43	14 300	45	15 000	47	15 400	49	–	–	–	–

Including 0.52 m<sup>3</sup> (ISO 7451:2007 heaped) bucket weight 410 kg and counterweight 2 950 kg.

			ZX135US-7B				ZX135US-7B with blade (optional)			
Boom type			Monoblock		2-Piece		Monoblock		2-Piece	
Shoe type	Shoe width (mm)	Arm length (m)	kg	kPa	kg	kPa	kg	kPa	kg	kPa
Triple grouser	500	2.10	14 400	45	14 900	47	15 500	49	16 000	50
		2.52	14 400	45	15 000	47	15 500	49	16 100	51
		3.01	14 500	45	15 000	47	15 500	49	16 200	51
	600	2.10	14 600	38	15 100	40	15 700	41	16 300	43
		2.52	14 600	38	15 200	40	15 800	41	16 300	43
		3.01	14 700	38	15 300	40	15 800	41	16 400	43
	700	2.10	14 800	33	15 300	34	15 900	36	16 500	37
		2.52	14 900	33	15 400	35	16 000	36	16 500	37
		3.01	14 900	33	15 500	35	16 100	36	16 600	37
Pad	500	2.10	14 300	45	14 800	47	15 400	48	15 900	50
		2.52	14 300	45	14 900	47	15 400	48	16 000	50
		3.01	14 400	45	14 900	47	15 500	49	16 000	50

Including 0.52 m<sup>3</sup> (ISO 7451:2007 heaped) bucket weight 410 kg and counterweight 3 500 kg.

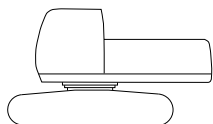


# SPECIFICATIONS

## BASIC MACHINE WEIGHT AND COMPONENTS WEIGHT

### Basic Machine Weight and Overall Width

Excluding front end attachment, fuel, hydraulic oil and coolant etc. Including counterweight.



		ZX130-7B		ZX130-7B with blade (optional)		ZX130LCN-7B	
Shoe Type	Shoe width (mm)	Weight (kg)	Overall width (mm)	Weight (kg)	Overall width (mm)	Weight (kg)	Overall width (mm)
Triple grouser	500	11 000	2 490	12 200	2 490	11 100	2 490
	600	11 200	2 590	12 400	2 590	11 400	2 590
	700	11 500	2 690	12 600	2 690	11 600	2 690
Pad	500	10 900	2 490	12 000	2 490	–	–

		ZX135US-7B		ZX135US-7B with blade (optional)	
Shoe Type	Shoe width (mm)	Weight (kg)	Overall width (mm)	Weight (kg)	Overall width (mm)
Triple grouser	500	11 600	2 490	12 700	2 490
	600	11 800	2 590	13 000	2 590
	700	12 100	2 690	13 200	2 690
Pad	500	11 500	2 490	12 600	2 490

### Components Weight

Unit: kg

	ZX130-7B / ZX130LCN-7B	ZX135US-7B
Counterweight	2 950	3 500
Monoblock boom (with arm cylinder and boom cylinder)	1 260	1 330
2-Piece boom (with arm cylinder and boom cylinder)	1 750	1 720
Arm 2.10 m (with bucket cylinder)	530	530
Arm 2.52 m (with bucket cylinder)	610	610
Arm 3.01 m (with bucket cylinder)	680	680
Bucket ISO 7451 : 2007 0.52 m <sup>3</sup>	410	410

## BUCKET AND ARM DIGGING FORCE

Unit: kN

Arm length	ZX130-7B / ZX130LCN-7B			ZX135US-7B		
	2.10 m	2.52 m	3.01 m	2.10 m	2.52 m	3.01 m
Bucket digging force* ISO 6015 : 2006	104	104	104	104	104	104
Arm crowd force* ISO 6015 : 2006	77	69	61	77	69	61

\* Calculated value at power boost



# MEMO



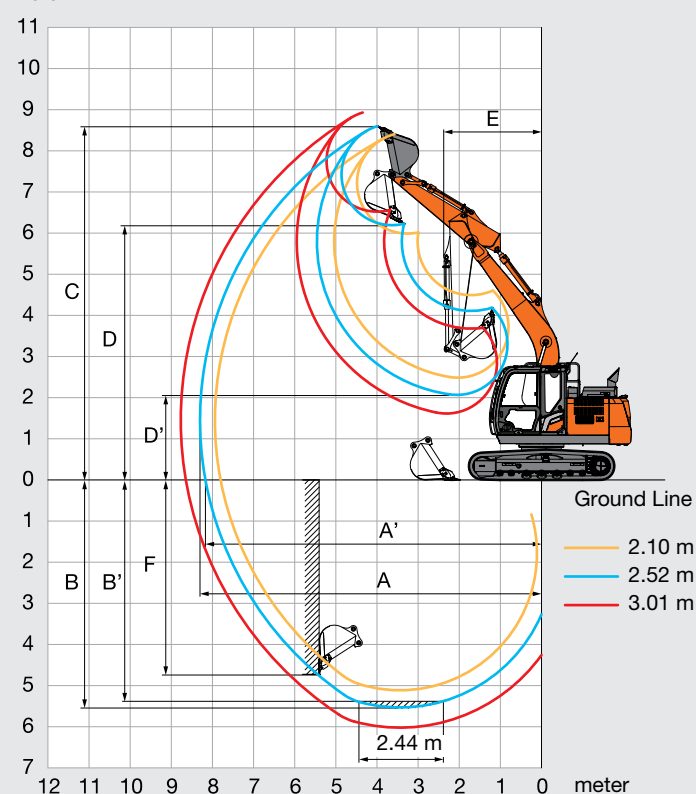
# SPECIFICATIONS

ZX130-7B / ZX130LCN-7B

## WORKING RANGES

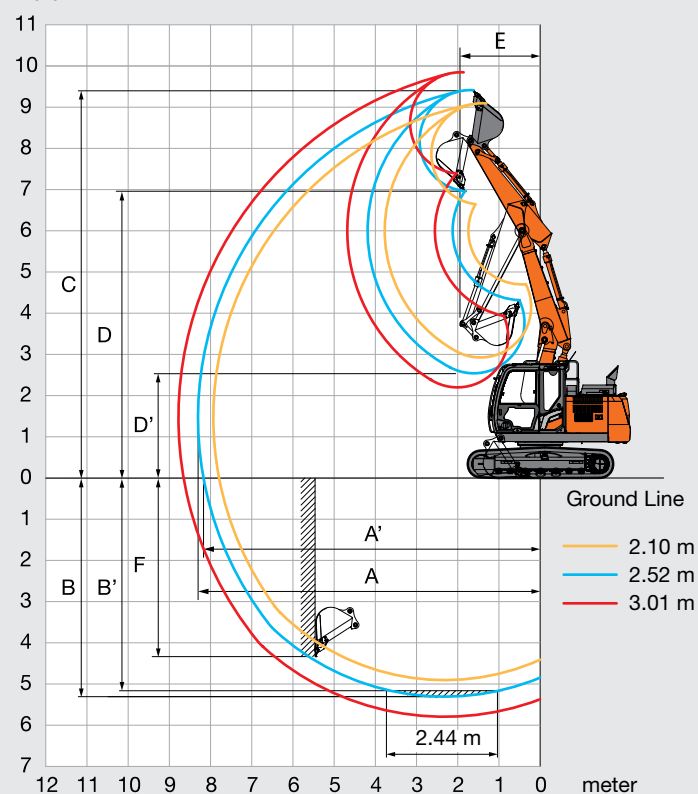
### MONOBLOCK BOOM

meter



### 2-PIECE BOOM

meter



Unit: mm

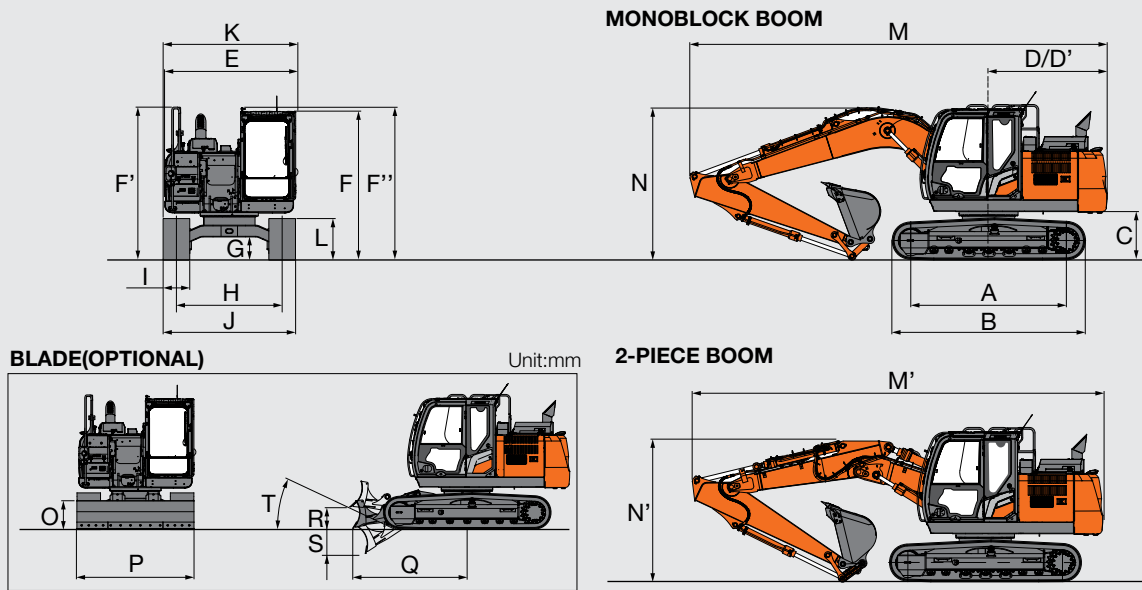
	ZX130-7B / ZX130LCN-7B					
Front type	Monoblock boom			2-Piece boom		
Arm length	2.10 m	2.52 m	3.01 m	2.10 m	2.52 m	3.01 m
A Max. digging reach	7 940	8 300	8 770	7 930	8 300	8 780
A' Max. digging reach (on ground)	7 800	8 170	8 640	7 790	8 170	8 650
B Max. digging depth	5 110	5 530	6 020	4 910	5 310	5 800
B' Max. digging depth for 2.44 m level	4 880	5 320	5 840	4 770	5 180	5 680
C Max. cutting height	8 410	8 600	8 930	9 090	9 410	9 850
D Max. dumping height	5 990	6 190	6 520	6 640	6 960	7 390
D' Min. dumping height	2 490	2 070	1 610	2 920	2 540	2 200
E Min. swing radius	2 380	2 400	2 620	1 780	1 820	2 040
F Max. vertical wall digging depth	4 430	4 730	5 190	3 970	4 330	4 800

Excluding track shoe lug

# SPECIFICATIONS

## ZX130-7B / ZX130LCN-7B

### DIMENSIONS



Unit: mm

		ZX130-7B	ZX130LCN-7B
A	Distance between tumblers	2 880	3 050
B	Undercarriage length	3 580	3 750
*1 C	Counterweight clearance	840	840
D	Rear-end swing radius	2 190	2 190
D'	Rear-end length	2 190	2 190
E	Overall width of upperstructure	2 460	2 460
F	Overall height of cab	2 790	2 790
F'	Overall height of handrail	2 870	2 870
F''	Overall height of handrail (on cab)	2 870	2 870
*1 G	Min. ground clearance	410	410
H	Track gauge	1 990	1 990
I	Track shoe width	G 500	G 500
J	Undercarriage width	2 490	2 490
K	Overall width	2 490	2 490
*1 L	Track height with triple grouser shoes	790	790
<b>MONOBLOCK BOOM</b>			
M	Overall length		
	With arm 2.10 m	7 690	7 690
	With arm 2.52 m	7 700	7 700
	With arm 3.01 m	7 720	7 720
N	Overall height of boom		
	With arm 2.10 m	2 750	2 750
	With arm 2.52 m	2 870	2 870
	With arm 3.01 m *2	2 750	2 750
<b>2-PIECE BOOM</b>			
M'	Overall length		
	With arm 2.10 m	7 650	7 650
	With arm 2.52 m	7 640	7 640
	With arm 3.01 m	7 660	7 660
N'	Overall height of boom		
	With arm 2.10 m	2 500	2 500
	With arm 2.52 m	2 650	2 650
	With arm 3.01 m *2	2 620	2 620
O	Blade height	600	—
P	Blade width	2 490	—
Q	Distance between the front end of blade and the axis of rotation	2 540	—
R	Blade maximum lifting	480	—
S	Blade maximum lowering	530	—
T	Blade approach angle	23 °	—

\*1 Excluding track shoe lug

\*2 The dimensions asterisked are for transport pin position

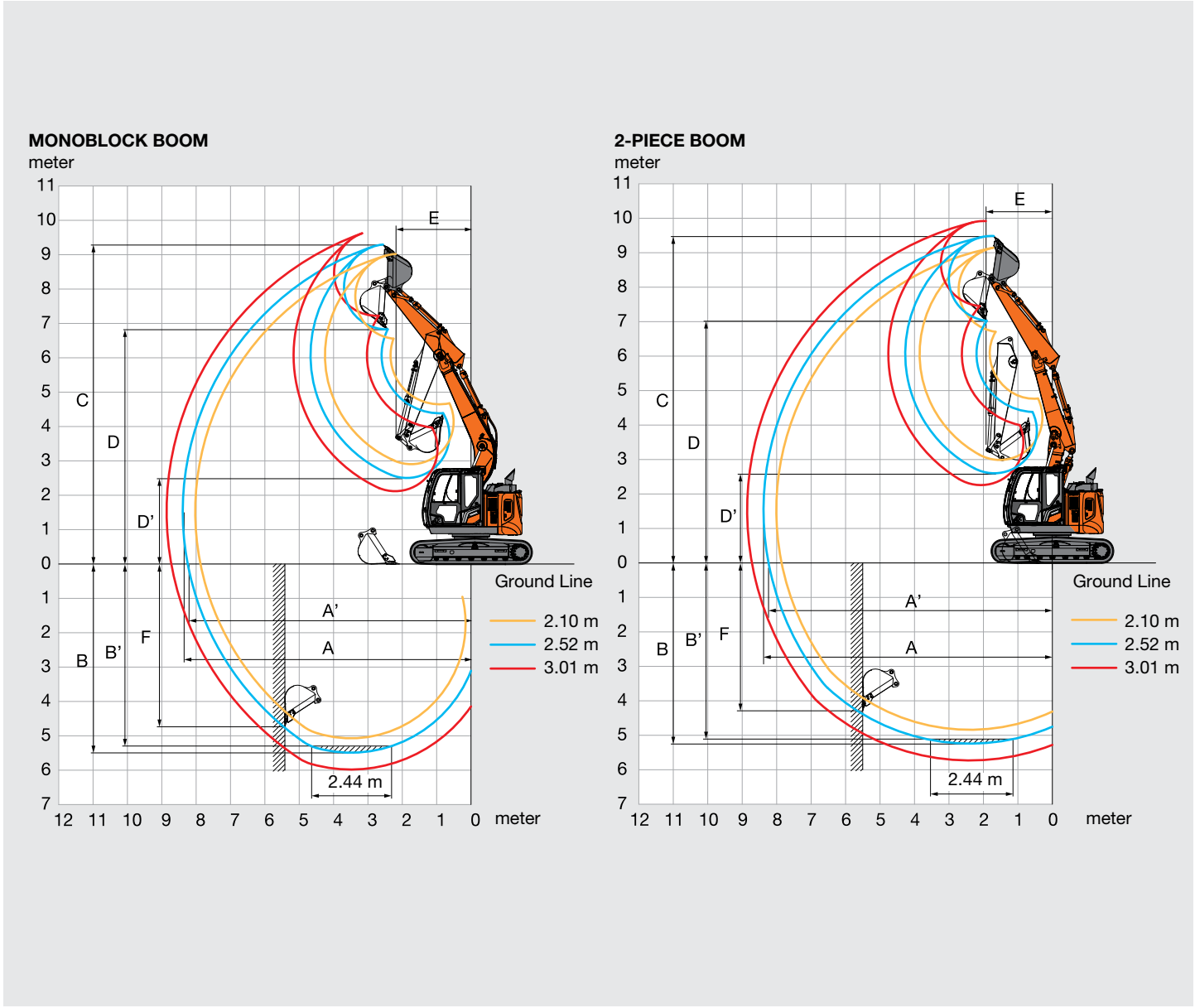
G: Triple grouser shoe



# SPECIFICATIONS

## ZX135US-7B

### WORKING RANGES



Unit: mm

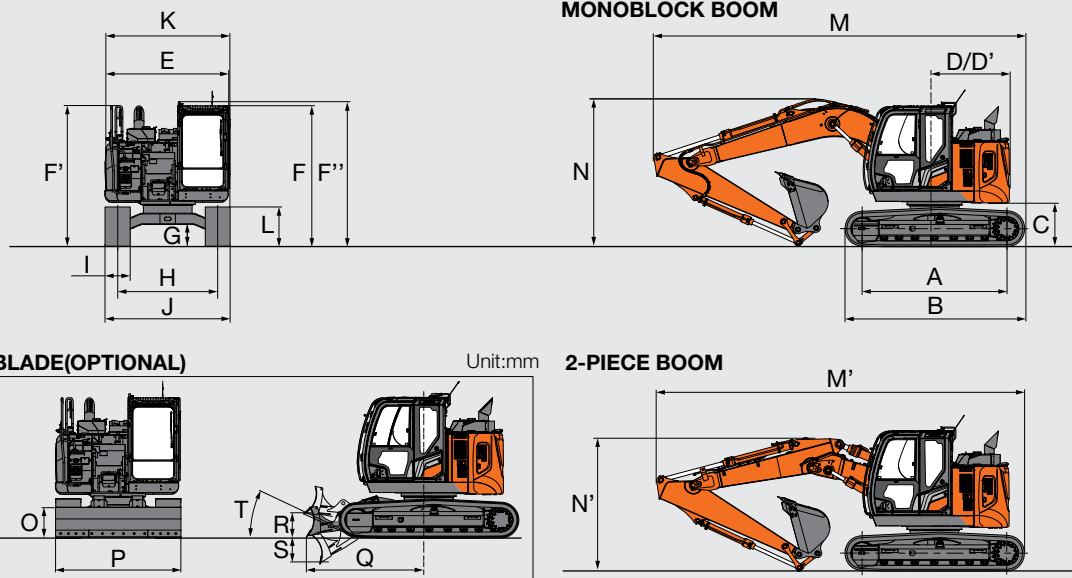
	ZX135US-7B					
Front type	Monoblock boom			2-Piece boom		
Arm length	2.10 m	2.52 m	3.01 m	2.10 m	2.52 m	3.01 m
A Max. digging reach	8 050	8 380	8 850	8 000	8 370	8 850
A' Max. digging reach (on ground)	7 900	8 240	8 720	7 850	8 230	8 720
B Max. digging depth	5 070	5 490	5 980	4 840	5 240	5 730
B' Max. digging depth for 2.44 m level	4 840	5 270	5 790	4 710	5 120	5 620
C Max. cutting height	9 010	9 290	9 680	9 160	9 480	9 910
D Max. dumping height	6 550	6 830	7 230	6 710	7 020	7 450
D' Min. dumping height	2 910	2 510	2 130	2 990	2 600	2 260
E Min. swing radius	2 100	2 190	2 540	1 850	1 930	2 110
F Max. vertical wall digging depth	4 410	4 710	5 170	3 920	4 270	4 750

Excluding track shoe lug

# SPECIFICATIONS

## ZX135US-7B

### DIMENSIONS



Unit:mm

Unit: mm

		ZX135US-7B
A	Distance between tumblers	2 880
B	Undercarriage length	3 580
*1 C	Counterweight clearance	840
D	Rear-end swing radius	1 490
D'	Rear-end length	1 490
E	Overall width of upperstructure	2 480
F	Overall height of cab	2 790
F'	Overall height of handrail	2 810
F''	Overall height of handrail (on cab)	2 870
*1 G	Min. ground clearance	410
H	Track gauge	1 990
I	Track shoe width	G 500
J	Undercarriage width	2 490
K	Overall width	2 490
*1 L	Track height with triple grouser shoes	790
<b>MONOBLOCK BOOM</b>		
M	Overall length	
	With arm 2.10 m	7 370
	With arm 2.52 m	7 370
	With arm 3.01 m	7 390
N	Overall height of boom	
	With arm 2.10 m	2 850
	With arm 2.52 m	2 980
	With arm 3.01 m *2	2 910
<b>2-PIECE BOOM</b>		
M'	Overall length	
	With arm 2.10 m	7 320
	With arm 2.52 m	7 320
	With arm 3.01 m	7 340
N'	Overall height of boom	
	With arm 2.10 m	2 520
	With arm 2.52 m	2 670
	With arm 3.01 m *2	2 610
O	Blade height	600
P	Blade width	2 490
Q	Distance between the front end of blade and the axis of rotation	2 430
R	Blade maximum lifting	460
S	Blade maximum lowering	540
T	Blade approach angle	26 °

\*1 Excluding track shoe lug

\*2 The dimensions asterisked are for transport pin position

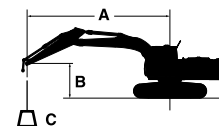
G: Triple grouser shoe



# MACHINE CAPACITIES

## ZX130-7B

- Notes:
1. Ratings are based on ISO 10567 : 2007.
  2. Machine capacity does not exceed 75% of tipping load with the machine on firm, level ground or 87% full hydraulic capacity.
  3. The load point is the center-line of the bucket pivot mounting pin on the arm.
  4. \*Indicates load limited by hydraulic capacity.
  5. 0 m = Ground.















- A: Load radius  
B: Load point height  
C: Machine capacity



For machine capacities, subtract installed attachment and quick hitch weight from machine capacities.  
To determine lifting capacities, apply "Rating over-side or 360 degrees" machine capacities from the table and deduct weight of installed attachment and quick hitch.  
Optional feature may affect machine performance.






### ZX130-7B MONOBLOCK BOOM

Rating over-front Rating over-side or 360 degrees Unit : kg

Conditions	Load point height (m)	Load radius										At max. reach		
		1.5 m		3.0 m		4.5 m		6.0 m		7.5 m				
														meter
Boom 4.60 m Arm 2.10 m Counterweight 2 950 kg	4.5					*3 940	*3 940					*2 750	2 620	5.96
	3.0			*6 720	*6 720	*4 700	3 920	3 640	2 550			*2 720	2 240	6.52
	1.5					5 460	3 700	3 550	2 470			*2 870	2 100	6.71
	0 (Ground)			*5 590	*5 590	5 290	3 550	3 480	2 400			3 080	2 140	6.54
	-1.5	*4 860	*4 860	*8 790	6 420	5 250	3 510	3 470	2 400			3 470	2 400	6.00
	-3.0			*7 180	6 550	*4 870	3 580					*4 150	3 160	4.95
Boom 4.60 m Arm 2.52 m Counterweight 2 950 kg	4.5					*3 530	*3 530	*3 310	2 610			*2 260	*2 260	6.36
	3.0			*5 860	*5 860	*4 310	3 940	3 640	2 540			*2 260	2 030	6.90
	1.5			*8 040	6 670	*5 290	3 690	3 530	2 440			*2 380	1 910	7.07
	0 (Ground)			*6 470	6 350	5 260	3 510	3 440	2 360			*2 670	1 940	6.92
	-1.5	*4 610	*4 610	*9 060	6 310	5 180	3 440	3 400	2 330			3 110	2 140	6.40
	-3.0	*8 510	*8 510	*7 760	6 410	5 230	3 480					3 970	2 710	5.44
Boom 4.60 m Arm 3.01 m Counterweight 2 950 kg	6.0											*2 090	*2 090	5.97
	4.5					*3 050	*3 050	*3 090	2 640			*1 950	*1 950	6.88
	3.0			*4 850	*4 850	*3 850	*3 850	*3 410	2 560			*1 940	1 820	7.38
	1.5			*7 640	6 820	*4 910	3 720	3 530	2 440	*2 200	1 730	*2 030	1 720	7.54
	0 (Ground)			*7 070	6 350	5 260	3 500	3 420	2 340			*2 250	1 730	7.39
	-1.5	*4 060	*4 060	*8 860	6 220	5 140	3 400	3 360	2 280			*2 670	1 880	6.92
	-3.0	*7 130	*7 130	*8 300	6 280	5 140	3 400	3 390	2 310			3 360	2 290	6.04
	-4.5			*5 990	*5 990	*3 680	3 560					*3 670	3 550	4.50

# ZX130-7B 2-PIECE BOOM

 Rating over-front  Rating over-side or 360 degrees Unit : kg

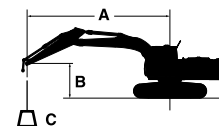
Conditions	Load point height (m)	Load radius										At max. reach		
		1.5 m		3.0 m		4.5 m		6.0 m		7.5 m				
														meter
2-Piece Boom Arm 2.10 m Counterweight 2 950 kg	7.5											*4 530	*4 530	2.64
	6.0			*4 780	*4 780	*4 180	4 170					*3 110	*3 110	4.86
	4.5			*5 100	*5 100	*4 280	4 210					*2 770	2 600	5.95
	3.0	*10 600	*10 600	*8 110	7 460	*4 790	4 110	*3 630	2 580			*2 710	2 200	6.52
	1.5	*8 790	*8 790	*9 140	7 220	*5 570	4 080	3 610	2 500			*2 820	2 060	6.70
	0 (Ground)	*9 040	*9 040	*9 430	7 050	*5 580	3 830	3 510	2 400			3 070	2 100	6.54
	-1.5	*13 520	*13 520	*9 590	6 720	5 400	3 610					*3 120	2 360	5.99
	-3.0	*17 000	*17 000	*7 890	6 600	*3 690	3 560					*3 160	*3 160	4.68
2-Piece Boom Arm 2.52 m Counterweight 2 950 kg	7.5			*4 140	*4 140							*3 270	*3 270	3.50
	6.0			*3 820	*3 820	*3 820	*3 820					*2 500	*2 500	5.37
	4.5			*3 880	*3 880	*4 010	*4 010	*3 200	2 620			*2 280	*2 280	6.37
	3.0	*10 570	*10 570	*6 990	*6 990	*4 470	4 100	*3 400	2 610			*2 240	2 000	6.90
	1.5	*10 570	*10 570	*9 120	7 220	*5 380	*3 970	3 600	2 530			*2 340	1 870	7.07
	0 (Ground)	*9 240	*9 240	*9 320	7 130	5 460	3 850	3 510	2 400			*2 590	1 890	6.92
	-1.5	*12 070	*12 070	*9 430	6 710	5 410	3 610	3 410	2 310			*3 050	2 100	6.41
	-3.0	*15 340	*15 340	*8 810	6 550	*4 860	3 480					*2 650	*2 650	5.36
2-Piece Boom Arm 3.01 m Counterweight 2 950 kg	7.5											*2 610	*2 610	4.40
	6.0					*3 270	*3 270					*2 120	*2 120	5.98
	4.5					*3 430	*3 430	*3 050	2 700			*1 960	*1 960	6.89
	3.0			*4 510	*4 510	*4 150	4 100	*3 190	2 680			*1 930	1 780	7.38
	1.5	*11 150	*11 150	*8 770	7 240	*4 960	3 960	*3 480	2 590	*2 230	1 700	*2 000	1 680	7.55
	0 (Ground)	*10 030	*10 030	*9 230	7 000	5 430	3 910	3 520	2 450			*2 190	1 690	7.40
	-1.5	*11 110	*11 110	*9 290	6 740	5 480	3 660	3 420	2 310			*2 560	1 840	6.93
	-3.0	*14 170	*14 170	*9 380	6 560	5 250	3 460	*2 530	2 270			*2 370	2 250	6.05
	-4.5	*11 630	*11 630	*5 260	*5 260							*4 900	*4 900	3.13



# MACHINE CAPACITIES

## ZX130LCN-7B

- Notes:
1. Ratings are based on ISO 10567 : 2007.
  2. Machine capacity does not exceed 75% of tipping load with the machine on firm, level ground or 87% full hydraulic capacity.
  3. The load point is the center-line of the bucket pivot mounting pin on the arm.
  4. \*Indicates load limited by hydraulic capacity.
  5. 0 m = Ground.















- A: Load radius  
B: Load point height  
C: Machine capacity

For machine capacities, subtract installed attachment and quick hitch weight from machine capacities.



To determine lifting capacities, apply "Rating over-side or 360 degrees" machine capacities from the table and deduct weight of installed attachment and quick hitch. Optional feature may affect machine performance.












### ZX130LCN-7B MONOBLOCK BOOM

Rating over-front Rating over-side or 360 degrees Unit : kg

Conditions	Load point height (m)	Load radius										At max. reach		
		1.5 m		3.0 m		4.5 m		6.0 m		7.5 m				
														meter
Boom 4.60 m Arm 2.10 m Counterweight 2 950 kg	4.5					*3 940	*3 940					*2 750	2 640	5.96
	3.0			*6 720	*6 720	*4 700	3 940	3 930	2 570			*2 720	2 250	6.52
	1.5					*5 600	3 720	3 830	2 480			*2 870	2 110	6.71
	0 (Ground)			*5 590	*5 590	5 770	3 570	3 760	2 420			*3 220	2 150	6.54
	-1.5	*4 860	*4 860	*8 790	6 450	5 730	3 530	3 760	2 410			3 760	2 410	6.00
	-3.0			*7 180	6 580	*4 870	3 600					*4 150	3 180	4.95
Boom 4.60 m Arm 2.52 m Counterweight 2 950 kg	4.5					*3 530	*3 530	*3 310	2 620			*2 260	*2 260	6.36
	3.0			*5 860	*5 860	*4 310	3 960	*3 710	2 560			*2 260	2 050	6.90
	1.5			*8 040	6 700	*5 290	3 710	3 810	2 460			*2 380	1 920	7.07
	0 (Ground)			*6 470	6 380	5 740	3 530	3 720	2 370			*2 670	1 950	6.92
	-1.5	*4 610	*4 610	*9 060	6 340	5 660	3 460	3 690	2 340			*3 260	2 150	6.40
	-3.0	*8 510	*8 510	*7 760	6 440	*5 260	3 500					*4 010	2 730	5.44
Boom 4.60 m Arm 3.01 m Counterweight 2 950 kg	6.0											*2 090	*2 090	5.97
	4.5					*3 050	*3 050	*3 090	2 650			*1 950	*1 950	6.88
	3.0			*4 850	*4 850	*3 850	*3 850	*3 410	2 570			*1 940	1 830	7.38
	1.5			*7 640	6 860	*4 910	3 740	3 820	2 450	*2 200	1 740	*2 030	1 730	7.54
	0 (Ground)			*7 070	6 380	*5 720	3 520	3 700	2 350			*2 250	1 740	7.39
	-1.5	*4 060	*4 060	*8 860	6 260	5 610	3 420	3 640	2 290			*2 670	1 900	6.92
	-3.0	*7 130	*7 130	*8 300	6 310	*5 550	3 420	3 670	2 320			*3 590	2 310	6.04
	-4.5			*5 990	*5 990	*3 680	3 580					*3 670	3 570	4.50

# ZX130LCN-7B 2-PIECE BOOM

 Rating over-front  Rating over-side or 360 degrees Unit : kg

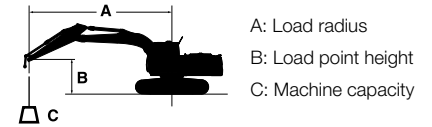
Conditions	Load point height (m)	Load radius										At max. reach		
		1.5 m		3.0 m		4.5 m		6.0 m		7.5 m				
														meter
2-Piece Boom Arm 2.10 m Counterweight 2 950 kg	7.5											*4 530	*4 530	2.64
	6.0			*4 780	*4 780	*4 180	*4 180					*3 110	*3 110	4.86
	4.5			*5 100	*5 100	*4 280	4 220					*2 770	2 610	5.95
	3.0	*10 600	*10 600	*8 110	*7 490	*4 790	4 130	*3 630	2 590			*2 710	2 210	6.52
	1.5	*8 790	*8 790	*9 140	7 250	*5 770	4 100	3 880	2 520			*2 820	2 070	6.70
	0 (Ground)	*9 040	*9 040	*9 430	7 080	5 950	3 850	3 800	2 420			*3 130	2 110	6.54
	-1.5	*13 520	*13 520	*9 590	6 760	5 890	3 620					*3 120	2 370	5.99
	-3.0	*17 000	*17 000	*7 890	6 640	*3 690	3 580					*3 160	*3 160	4.68
2-Piece Boom Arm 2.52 m Counterweight 2 950 kg	7.5			*4 140	*4 140							*3 270	*3 270	3.50
	6.0			*3 820	*3 820	*3 820	*3 820					*2 500	*2 500	5.37
	4.5			*3 880	*3 880	*4 010	*4 010	*3 200	2 630			*2 280	*2 280	6.37
	3.0	*10 570	*10 570	*6 990	*6 990	*4 470	4 120	*3 400	2 630			*2 240	2 010	6.90
	1.5	*10 570	*10 570	*9 120	7 250	*5 380	3 970	*3 690	2 540			*2 340	1 880	7.07
	0 (Ground)	*9 240	*9 240	*9 320	7 160	5 880	3 870	3 800	2 420			*2 590	1 900	6.92
	-1.5	*12 070	*12 070	*9 430	6 740	5 860	3 630	3 700	2 320			*3 050	2 110	6.41
	-3.0	*15 340	*15 340	*8 810	6 580	*4 860	3 500					*2 650	*2 650	5.36
2-Piece Boom Arm 3.01 m Counterweight 2 950 kg	7.5											*2 610	*2 610	4.40
	6.0					*3 270	*3 270					*2 120	*2 120	5.98
	4.5					*3 430	*3 430	*3 050	2 710			*1 960	*1 960	6.89
	3.0			*4 510	*4 510	*4 150	4 110	*3 190	2 690			*1 930	1 790	7.38
	1.5	*11 150	*11 150	*8 770	7 260	*4 960	3 980	*3 480	2 600	*2 230	1 710	*2 000	1 690	7.55
	0 (Ground)	*10 030	*10 030	*9 230	*7 030	5 830	3 930	3 770	2 460			*2 190	1 700	7.40
	-1.5	*11 110	*11 110	*9 290	6 780	*5 840	3 680	3 700	2 320			*2 560	1 850	6.93
	-3.0	*14 170	*14 170	*9 380	6 590	*5 630	3 480	*2 530	2 290			*2 370	2 270	6.05
	-4.5	*11 630	*11 630	*5 260	*5 260							*4 900	*4 900	3.13



# MACHINE CAPACITIES

## ZX135US-7B

- Notes:
1. Ratings are based on ISO 10567 : 2007.
  2. Machine capacity does not exceed 75% of tipping load with the machine on firm, level ground or 87% full hydraulic capacity.
  3. The load point is the center-line of the bucket pivot mounting pin on the arm.
  4. \*Indicates load limited by hydraulic capacity.
  5. 0 m = Ground.















For machine capacities, subtract installed attachment and quick hitch weight from machine capacities.



To determine lifting capacities, apply "Rating over-side or 360 degrees" machine capacities from the table and deduct weight of installed attachment and quick hitch. Optional feature may affect machine performance.













### ZX135US-7B MONOBLOCK BOOM

Rating over-front Rating over-side or 360 degrees Unit : kg

Conditions	Load point height (m)	Load radius										At max. reach		
		1.5 m		3.0 m		4.5 m		6.0 m		7.5 m				
														meter
Boom 4.60 m Arm 2.10 m Counterweight 3 500 kg	6.0					*4 100	3 630					*2 940	*2 940	5.01
	4.5			*4 990	*4 990	*4 260	3 570	*3 090	2 230			*2 670	2 180	6.07
	3.0			*7 430	6 260	*5 040	3 370	3 270	2 180			*2 640	1 850	6.62
	1.5					4 880	3 140	3 170	2 090			2 630	1 740	6.79
	0 (Ground)			*5 270	*5 270	4 720	3 000	3 100	2 020			2 700	1 770	6.61
	-1.5	*4 970	*4 970	*8 560	5 460	4 680	2 960	3 090	2 020			3 060	2 000	6.05
	-3.0			*6 600	5 590	*4 520	3 040					*3 760	2 670	4.98
Boom 4.60 m Arm 2.52 m Counterweight 3 500 kg	6.0					*3 610	*3 610					*2 380	*2 380	5.50
	4.5			*3 870	*3 870	*3 850	3 600	3 340	2 240			*2 200	1 950	6.48
	3.0			*6 540	6 420	*4 660	3 390	3 260	2 170			*2 190	1 680	6.99
	1.5			*6 740	5 660	4 890	3 140	3 150	2 060			*2 310	1 570	7.15
	0 (Ground)			*6 080	5 370	4 690	2 960	3 060	1 980			2 450	1 590	6.98
	-1.5	*4 670	*4 670	*8 970	5 340	4 610	2 890	3 020	1 950			2 730	1 770	6.46
	-3.0	*8 550	*8 550	*7 300	5 450	4 660	2 940					3 510	2 270	5.47
Boom 4.60 m Arm 3.01 m Counterweight 3 500 kg	6.0					*3 080	*3 080	*2 300	2 270			*2 030	*2 030	6.10
	4.5					*3 370	*3 370	*3 290	2 270			*1 900	1 710	6.99
	3.0			*5 200	*5 200	*4 210	3 450	3 280	2 180			*1 890	1 490	7.47
	1.5			*8 310	5 810	4 930	3 170	3 150	2 060	2 220	1 440	*1 980	1 400	7.62
	0 (Ground)			*6 580	5 350	4 680	2 950	3 040	1 950			2 190	1 410	7.46
	-1.5	*4 090	*4 090	*8 570	5 250	4 570	2 840	2 980	1 900			2 410	1 550	6.97
	-3.0	*7 140	*7 140	*8 000	5 310	4 580	2 850	3 010	1 930			2 960	1 900	6.07
	-4.5			*5 260	*5 260	*3 160	3 020					*3 150	3 020	4.51

# ZX135US-7B 2-PIECE BOOM

 Rating over-front  Rating over-side or 360 degrees Unit : kg

Conditions	Load point height (m)	Load radius										At max. reach		
		1.5 m		3.0 m		4.5 m		6.0 m		7.5 m				
														meter
2-Piece Boom Arm 2.10 m Counterweight 3 500 kg	7.5											*4 390	*4 390	2.86
	6.0			*4 750	*4 750	*4 260	3 670					*3 080	3 020	4.99
	4.5			*5 120	*5 120	*4 340	3 750	*3 110	2 200			*2 770	2 160	6.05
	3.0	*10 950	*10 950	*8 540	6 690	*4 920	3 640	3 330	2 210			*2 710	1 830	6.60
	1.5	*7 160	*7 160	*9 330	6 380	5 100	3 540	3 250	2 140			2 630	1 710	6.77
	0 (Ground)	*8 810	*8 810	*9 680	6 060	5 090	3 290	3 140	2 030			2 700	1 740	6.59
	-1.5	*13 320	*13 320	*9 860	5 760	4 840	3 070	3 090	1 980			3 070	1 970	6.03
	-3.0	*16 910	*16 910	*7 940	5 660	*3 670	3 030					*3 290	2 910	4.63
2-Piece Boom Arm 2.52 m Counterweight 3 500 kg	7.5			*4 240	*4 240							*3 210	*3 210	3.68
	6.0					*3 860	3 740					*2 480	*2 480	5.49
	4.5			*3 860	*3 860	*4 060	3 770	*3 270	2 270			*2 270	1 930	6.47
	3.0			*7 350	6 690	*4 580	3 650	3 340	2 250			*2 240	1 650	6.98
	1.5	*11 600	*11 600	*9 270	6 380	5 070	3 580	3 270	2 160			*2 350	1 540	7.14
	0 (Ground)	*8 850	*8 850	*9 570	6 140	5 120	3 300	3 140	2 030			2 450	1 560	6.97
	-1.5	*11 830	*11 830	*9 700	5 740	4 850	3 070	3 040	1 940			2 730	1 740	6.45
	-3.0	*14 790	*14 790	*8 960	5 600	4 720	2 950					*2 670	2 300	5.36
2-Piece Boom Arm 3.01 m Counterweight 3 500 kg	7.5					*2 710	*2 710					*2 580	*2 580	4.56
	6.0					*3 270	*3 270	*2 390	2 260			*2 110	*2 110	6.10
	4.5					*3 450	*3 450	*3 080	2 350			*1 950	1 690	6.99
	3.0			*4 720	*4 720	*4 240	3 680	*3 240	2 330			*1 930	1 460	7.47
	1.5	*11 000	*11 000	*9 090	6 440	*5 040	3 500	3 270	2 230	2 220	1 420	*2 010	1 370	7.62
	0 (Ground)	*9 350	*9 350	*9 460	6 290	4 940	3 360	3 190	2 070			2 190	1 380	7.46
	-1.5	*10 820	*10 820	*9 560	5 770	4 910	3 120	3 040	1 930			2 400	1 520	6.97
	-3.0	*13 810	*13 810	*9 610	5 600	4 690	2 920	*2 570	1 900			*2 350	1 880	6.07
	-4.5											*6 620	*6 620	2.50



# EQUIPMENT

● : Standard equipment ○ : Optional equipment – : Not applicable

ENGINE	ZX130-7B ZX130LCN-7B	ZX135US-7B
Aftertreatment device	●	●
Air cleaner double filters	●	●
Alternator 50 A	●	●
Auto idle system	●	●
Auto shut-down control	●	●
Cartridge-type engine oil filter	●	●
Cartridge-type fuel main filter	●	●
Cold fuel resistance valve	○	○
ConSite OIL (sensor) *	●	●
Dry-type air filter with evacuator valve (with air filter restriction indicator)	●	●
Dust-proof indoor net	●	●
ECO/PWR mode control	●	●
Electrical fuel feed pump	●	●
Engine oil drain coupler	●	●
Expansion tank	●	●
Fan guard	●	●
Fuel cooler	●	●
Fuel pre-filter with water separator	●	●
Isolation-mounted engine	●	●
Maintenance free pre-cleaner	○	○
Radiator, oil cooler and intercooler	●	●

HYDRAULIC SYSTEM	ZX130-7B ZX130LCN-7B	ZX135US-7B
Auto power lift	●	●
ConSite OIL (sensor)*	●	●
Control valve with main relief valve	●	●
Extra port for control valve	●	●
High mesh full flow filter	●	●
Restriction indicator for full flow filter	○	○
Hose rupture valve for arm	●	●
Hose rupture valve for boom	●	●
Pilot filter	●	●
Power boost	●	●
Suction filter	●	●
Variable reliefvalve for breaker and crusher	●	●
Work mode selector	●	●

CAB	ZX130-7B ZX130LCN-7B	ZX135US-7B
All-weather sound suppressed steel cab	●	●
Auto control air conditioner	●	●
AUX function lever (breaker assist)	○	○
Bluetooth® integrated DAB+radio	●	●
Console height adjustment	●	●
Control lever auto-lock	●	●
CRES VII (center pillar reinforced structure) cab	●	●
Cab with P5A glass and roof wiper	○	○

CAB	ZX130-7B ZX130LCN-7B	ZX135US-7B
Drink holder with hot and cool function	●	●
Electric double horn	●	●
Engine shut-off switch	●	●
Equipped with reinforced,tinted (green color) glass windows	●	●
Evacuation hammer	●	●
Floor mat	●	●
Footrest	●	●
Front window washer (2 points)	●	●
Glove compartment	●	●
Hands-free calling device	●	●
Hot and cool box	●	–
Intermittent windshield wipers	●	●
Key cylinder light	●	●
Laminated round glass window	○	○
LED room light	●	●
Magazine rack	●	●
OPG front guard Level II (ISO 10262 : 1998) compliant	○	○
OPG top guard Level I (ISO 10262 : 1998) compliant	●	●
OPG top guard Level II (ISO 10262 : 1998) compliant	○	○
Pilot shut-off lever	●	●
Power outlet 12 V and 24 V	●	●
Push button low idle	●	●
Rain guard (without OPG front guard)	●	●
Rear tray	●	●
Retractable seat belt	●	●
ROPS (ISO 12117-2 : 2008) compliant cab	●	●
Rubber radio antenna	●	●
Seat : air suspension seat with heater	●	●
Seat adjustment part : backrest, armrest, height and angle, slide forward / back	●	●
Seat belt reminder	●	●
Short wrist control levers	●	●
Smartphone holder	●	●
Sunscreen roller type (multi-use front or side and rear window)	○	○
Transparent roof with slide curtain	●	●
USB power supply	●	●
Wide view wiper	●	●
Windows on front, upper, lower and left side can be opened	●	●
2 speakers	●	●
4 fluid-filled elastic mounts	●	●
8 inch monitor	●	●

● : Standard equipment ○ : Optional equipment – : Not applicable

MONITOR SYSTEM	ZX130-7B ZX130LCN-7B	ZX135US-7B
Alarms: overheat, engine warning, engine oil pressure, alternator, minimum fuel level, air filter restriction, work mode, overload, etc	●	●
Alarm buzzers: overheat, engine oil pressure, overload, etc	●	●
Display of meters: water temperature, hour, fuel rate, clock, etc	●	●
Other displays: work mode, auto-idle, glow, rearview monitor, operating conditions, etc	●	●
35 language selection	●	●

LIGHTS	ZX130-7B ZX130LCN-7B	ZX135US-7B
Additional boom LED light with cover	○	○
Additional cab roof front LED lights	○	○
Additional cab roof rear LED lights	○	○
LED lights for camera (side and rear view camera)	○	○
Rotating lamp	○	○
2 working LED lights	●	●

UPPER STRUCTURE	ZX130-7B ZX130LCN-7B	ZX135US-7B
AERIAL ANGLE (270-degree view camera system)	●	●
Batteries 2 x 12 V	●	●
Battery disconnect switch	●	●
Body top handrail	●	●
Cab top handhold	●	●
Counterweight 2 950 kg	●	–
Counterweight 3 500 kg	–	●
Electric fuel refilling pump with auto stop and filter	●	●
Fuel level float	●	●
Hydraulic oil level gauge	●	●
Lockable fuel refilling cap	●	●
Lockable machine covers	●	●
Lockable tool box	●	●
Platform handrail	●	●
Side view mirror (right and left)	●	●
Skid-resistant plates	●	●
Swing parking brake	●	●
Undercover	●	●

UNDERCARRIAGE	ZX130-7B ZX130LCN-7B	ZX135US-7B
Bolt-on sprocket	●	●
Blade 2 490 mm, 2 690 mm	○ / –	○
Greasing type track adjuster	●	●
Reinforced track links with pin seals	●	●
Shoe: 500 mm pad crawler	○	○
Shoe: 500 mm triple grouser	●	●
Shoe: 600, 700 mm triple grouser	○	○
Towing hole for light weight object	●	●
Track undercover	●	●
Travel direction mark on track frame	●	●
Travel motor covers	●	●
Travel parking brake	●	●
Upper and lower rollers	●	●
1 track guard (each side)	●	●
2 track guards (each side)	○	○
4 tie down brackets	●	●

FRONT ATTACHMENTS	ZX130-7B ZX130LCN-7B	ZX135US-7B
Arm tip remote lubrication	●	●
Casted bucket link A	●	●
Centralized lubrication system	●	●
Dirt seal on all bucket pins	●	●
Flanged pin	●	●
HN bushing	●	●
Lower arm reinforcement	○	○
Reinforced bucket link B	○	○
Reinforced resin thrust plate	●	●
STD bucket Link B	●	●
WC (tungsten-carbide) thermal spraying	●	●
Welded bucket link A with welded hook	○	○

ATTACHMENTS	ZX130-7B ZX130LCN-7B	ZX135US-7B
Accessories for 2 speed selector	○	○
Additional pump or PTO valve	○	○
Assist piping	○	○
Breaker and crusher piping	●	●
Pilot accumulator	●	●

MISCELLANEOUS	ZX130-7B ZX130LCN-7B	ZX135US-7B
ConSite	○	○
Global e-service	●	●
Onboard information controller	●	●
Standard tool kit	●	●

Standard and optional equipment may vary by country, so please consult your authorized dealer for details.  
\*Engine oil and hydraulic oil monitoring sensor.



Prior to operating this machine, including satellite communication system, in a country other than a country of its intended use, it may be necessary to make modifications to it so that it complies with the local regulatory standards (including safety standards) and legal requirements of that particular country. Please do not export or operate this machine outside the country of its intended use until such compliance has been confirmed. Please contact your Hitachi dealer in case of questions about compliance.

These specifications are subject to change without notice. Illustrations and photos show the standard models, and may or may not include optional equipment, accessories, and all standard equipment with some differences in colour and features. Before use, read and understand the Operator's Manual for proper operation.